

Mini-Project:

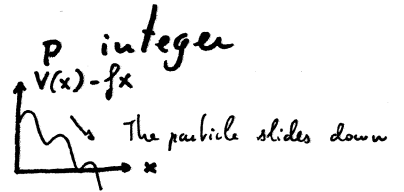
toy models for the depinning transition

Problem in continuous space: a particle in a tilted periodic potential

$x \in [0,1]$ with periodic boundary conditions

periodic potential $V(x) = \cos(2\pi px)$

constant uniform "drift" force f



$$\partial_t x = -V'(x) + f + \eta(t)$$

$$F(x) = -V'(x) + f$$

$$\langle \eta(t) \eta(t') \rangle = 2T \delta(t-t')$$

Corresponding Fokker-Planck equation for the steady state $P_{st}(x)$:

$$0 \partial_t P(x,t) \rightarrow -\partial_x (F(x) P_{st}(x)) + T \partial_x^2 P_{st}(x) = 0$$

⚠ Note that a naive Boltzmann solution $P_{eq}(x) = e^{-\frac{1}{T}(V(x)-fx)}$ does not work because it does not respect boundary conditions

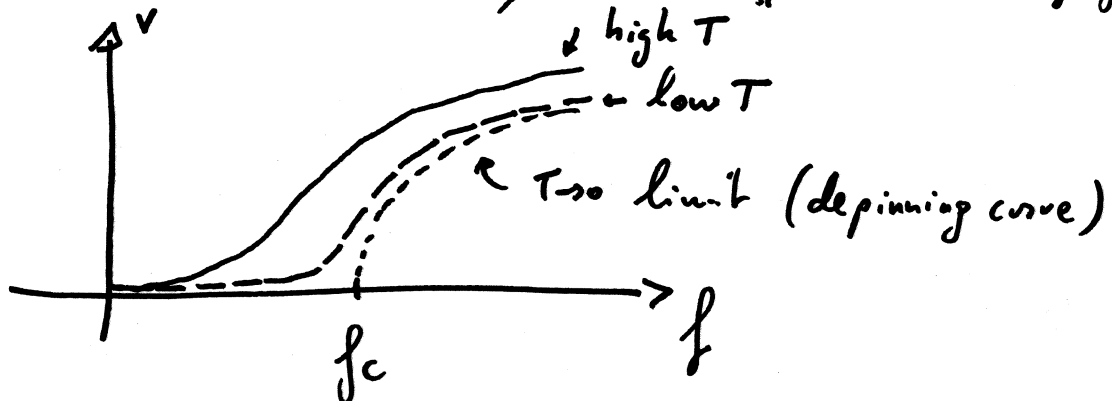
→ The problem is a real 1D non-equilibrium process.

Q1a: Find the steady-state $P_{st}(x)$

Hint (i): use that the probability current $F(x)P_{st}(x) - T \partial_x P_{st}$ is a uniform constant j (as seen from the steady state equation)

Hint (ii): read { P. Le Doussal & V. Vinokur, Physica C (1995) 254 63
or S. Scheidl, Z. Phys. B (1995) 97 345

Q1b: Determine the mean velocity $\bar{v} = \langle \partial_t x \rangle_{st}$ as a function of f & T



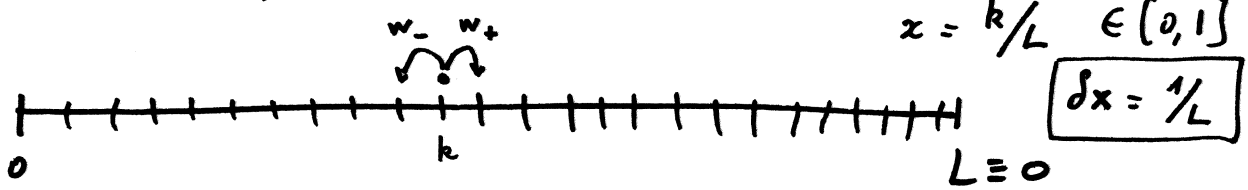
The limit describes a ^{1D} non-equilibrium phase transition

2. Numerical simulations in discrete time & space:

Mini-Project

Time step δt

lattice with a large number of sites $0 \leq k \leq L$. k : index of the site



Periodic boundary conditions: $k=L$ identified to $k=0$.

Measure the mean-velocity through the total current \dot{Q}

$$\dot{Q} = (\# \text{ jumps to the right}) - (\# \text{ jumps to the left}) \rightarrow \begin{cases} Q_{t+Q+1} \text{ for } \uparrow \\ Q_{t+Q-1} \text{ for } \downarrow \end{cases}$$

$\rightarrow \bar{v}$ is recovered from $\bar{v} = \frac{1}{t} \langle \dot{Q} \rangle \delta x$ (average over many runs)

(The difference btw k and \dot{Q} is that k is computed modulo L , while \dot{Q} is not)

Transition take $\left. \begin{aligned} \text{prob}(k \rightarrow k+1) &\equiv p_+(k) = \frac{\delta t}{\delta x^2} T e^{-\frac{1}{2T}(V(\frac{k+1}{L}) - V(\frac{k}{L}) - \frac{f}{L})} \\ \text{prob}(k \rightarrow k-1) &\equiv p_-(k) = \frac{\delta t}{\delta x^2} T e^{-\frac{1}{2T}(V(\frac{k-1}{L}) - V(\frac{k}{L}) + \frac{f}{L})} \end{aligned} \right\}$

(not obvious to find, since we are out of equilibrium)

And the probability to stay in k is $1 - p_+(k) - p_-(k)$

\Rightarrow always chose δt so that this probability is > 0 \triangle

This choice is justified by the fact that the master equation for $\dot{P}(k,t)$

$$\dot{P}(k,t) = p_+(k-1)P(k,t) + p_-(k+1)P(k,t) + (1 - p_+(k) - p_-(k))P(k,t) -$$

gives, in the large L limit, for $P(x,t) = \frac{1}{\delta x} \dot{P}(\frac{k}{L}, t)$, with $x = \frac{k}{L}$, the FPE

$$\partial_t P(x,t) = \partial_x ((V'(x) - f) P(x,t)) + T \partial_x^2 P(x,t)$$

[CHECK THIS]
EXPLICITLY and present the derivation in your results.

Q2a. simulate the particle on a large periodic lattice with the rates above for a potential $V(x) = \cos(2\pi x p)$ as in part 1

Q2b. measure the mean velocity $\bar{v}(f)$ for different temperatures observing the crossover from low to high velocity

Q2c. compare different curves of $\bar{v}(f)$ to the analytical prediction

3 - Other choice of simulation: continuous space, discrete time

We have seen in the lecture that the Langevin equation

$$\partial_t x = -V'(x) + f + \eta(t) \quad \text{with} \quad \langle \eta(t)\eta(t') \rangle = 2T \delta(t-t')$$

implies, in discrete time,

$$x_{t+\delta t} = x_t - V'(x_t)\delta t + f\delta t + \eta_t^0$$

time step \downarrow Kronecker delta

$$\langle \eta_t^0 \eta_{t'}^0 \rangle = 2T\delta t \delta_{tt'}$$

with η_t^0 a noise of Gaussian distribution

$$P(\eta^0) = \frac{1}{\sqrt{4\pi T\delta t}} e^{-\frac{1}{2} \frac{\eta^2}{2T\delta t}} \quad (*)$$

You can thus simulate the equation in discrete time and continuous space $x_t \in [0,1]$ (using periodic boundary conditions) by drawing at each time step a value of the noise η_t^0 distributed with (*).

To measure the velocity, keep track of Q_t which is the same as x_t excepted that it is not taken modulo 1.

You can then evaluate as: $\bar{v} = \frac{1}{t} \langle Q_t \rangle$

in the large time limit

average over many runs of the simulation

→ Answer the same questions as in part 2.

4 - Other situation (Bonus): open system $F(x) = -V'(x)$

P_0 \xrightarrow{a} P_L $\partial_t P = \partial_x (V(x)P(x,t)) + T \partial_x^2 P$

system driven by boundaries. Corresponds to the microscopic evolution

$$P_{\pm}(k) = \frac{dt}{\delta x^2} T e^{-\frac{1}{2T} (V(\frac{k\pm 1}{L}) - V(k))}$$

You can try to answer the same questions as in the periodic case.

Ref: See part 1.1 of J. Tailleur, J. Kurchan VL J. Phys.:A 41 505001 (2008)